





Bulón o eje




Remberg®



Flexión




Tracción - Compresión



Compresión




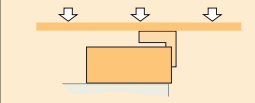

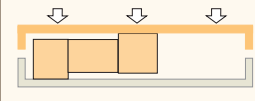

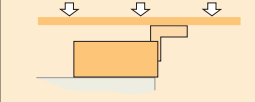

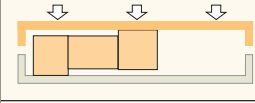

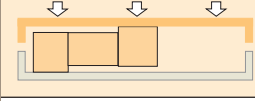

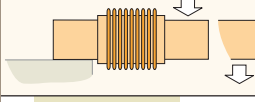

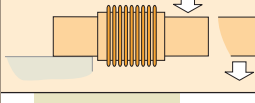

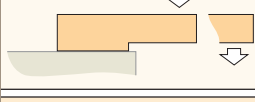

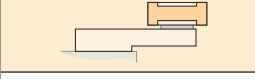

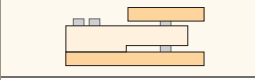

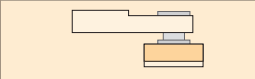

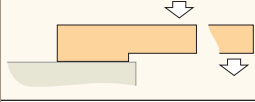



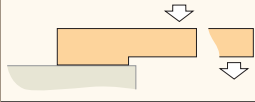

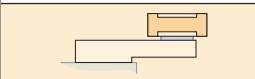

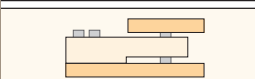
# CÉLULAS de CARGA




# C LULAS DE CARGA



1






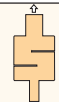





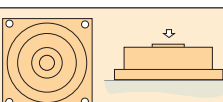

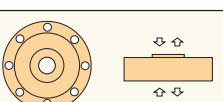

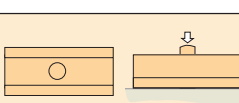



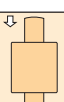


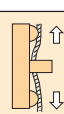


MODELO	APLICACION	CAPACIDAD	
 <p><b>RPF-1D</b> MONOPLATAFORMA</p>		2 - 3 - 5 Kg	RPF-1D
 <p><b>RPF-1</b> MONOPLATAFORMA</p>		5 - 10 - 20 - 30 Kg	RPF-1
 <p><b>RPF-1A</b> MONOPLATAFORMA</p>		5 - 7,5 - 10 - 15 - 18 - 25 - 30 Kg	RPF-1A
 <p><b>RPP-3</b> MONOPLATAFORMA</p>		50 - 100 - 150 - 200 Kg	RPP-3
 <p><b>RPP-4</b> MONOPLATAFORMA</p>		100 - 150 - 200 - 300 - 360 - 500 Kg <b>RPP-4i</b> opción en Acero Inox.	RPP-4
 <p><b>RS-1A</b> FLEXIÓN</p>		15 - 30 - 50 - 75 - 100 - 150 - 250 300 - 500 - 750 - 1.000 - 1.500 Kg <b>RS-1Ai</b> opción en Acero Inox.	RS-1A
 <p><b>RS-2i</b> FLEXIÓN</p>		Acero Inoxidable 10 - 20 - 30 - 50 - 75 - 100 150 - 200 - 250 - 300 Kg	RS-2i
 <p><b>RCC-1</b> FLEXIÓN</p>		15 - 30 - 50 - 75 - 100 - 150 - 250 300 - 500 - 750 - 1.000 - 1.500 Kg <b>RCC-1i</b> opción en Acero Inox.	RCC-1
 <p>SILENT BLOCK <b>RTCC-1</b></p>		AMORTIGUADOR CILÍNDRICO ACCESORIO para células RCC-1	
 <p>ANTIVUELCO <b>RVTCC-1</b></p>		ANTIVUELCO para células RCC-1 <b>RVTCC-1i</b> opción en Acero Inox.	
 <p>PIE PIVOTANTE <b>RPM-12i</b></p>		PIE PIVOTANTE M-12 INOX. para células RCC-1 y RCC-4	
 <p><b>RCC-4i</b> FLEXIÓN</p>		Acero Inoxidable 500 - 750 - 1.000 - 1.500 - 2.000 Kg	RCC-4i
 <p>ANTIVUELCO <b>RVTCC-4i</b></p>		ANTIVUELCO para células RCC-4 en Acero Inox.	
 <p><b>RCC-3</b> FLEXIÓN</p>		2.000 - 3.000 - 5.000 Kg	RCC-3
 <p>SILENT BLOCK <b>RTCC-3</b></p>		AMORTIGUADOR CILÍNDRICO ACCESORIO para células RCC-3	
 <p>ANTIVUELCO <b>RVTCC-3</b></p>		ACCESORIO ANTIVUELCO para células RCC-3	



# C LULAS DE CARGA



2

MODELO	APLICACION	CAPACIDAD	
 <p><b>RSC-1</b> TRACCION - COMPRESION</p>		30 - 50 - 100 - 150 - 300 - 500 750 - 1.000 - 1.500 - 2.000 - 2.500 Kg <b>RSC-1 mini</b> 1 - 2 - 5 - 10 - 25 Kg	RSC-1
 <p><b>RTSCM-8</b> <b>RTSCM-12</b> <b>RTSCM-16</b></p>		cada R TULA M8 cada R TULA M12 cada R TULA M16	
 <p><b>RSC-3</b> TRACCION</p>		300 - 600 - 3.000 Kg 6.000 Kg	RSC-3
 <p><b>RTC</b> TRACCION - COMPRESION</p>		150 - 300 - 500 - 750 - 1.000 Kg	RTC
 <p><b>RTC-2i</b> TRACCION - COMPRESION</p>		Acero Inox. 150 - 250 - 300 - 500 Kg Acero Inox. 1.500 - 2.000 Kg Acero Inox. 3.000 - 5.000 Kg	RTC-2i
 <p><b>RP-1</b> COMPRESION</p>		3.000 - 5.000 - 10.000 - 15.000 Kg	RP-1
 <p><b>RP-2</b> TRACCION - COMPRESION</p>		1.000 - 2.000 - 5.000 - 7.500 Kg 10 - 25 - 50 Tn	RP-2
 <p><b>RP-3</b> COMPRESION</p>		5000 - 10000 - 15000 - 20000 25000 - 30000 - 35000 Kg	RP-3
 <p>ANTIVUELCO <b>RVCP-3</b></p>		ACCESORIO ANTIVUELCO para cØlulas RP-3	
 <p><b>RP-8i</b> COMPRESION</p>		18 - 20 - 25 - 30 - 35 Tn en Acero Inox.	RP-8i
<p><b>RCP-8i</b></p>		Juego 2 Bases en Acero Inox.	
 <p>CABLE <b>R2</b> <b>R1</b> <b>R0</b></p>		500.. 5.000 Kg cable 4.. 15mm 3.000.. 7.500 Kg cable 4.. 24mm 5.000.. 12.500 Kg cable 4.. 35mm	R2/R1/R0
 <p><b>RB</b> BULON EJE</p>		1.. 50 tn	RB