

S62 SERIES

S62 photoelectric sensor line offers compact dimensions and competitive prices for all basic and advanced models.

All universal optic functions are available at best performances in the standard 50x50x18 mm compact plastic housing with IP67 mechanical protection.

Laser emission models for high resolution detection are also available for polarized retroreflex, diffuse proximity and background suppression. S62 allows a great versatility of installations with Vac/dc multivoltage power supply and SPDT relay output, as well as 10-30 Vdc version with NPN/ PNP configurable output or NO-NC standard outputs. The connection is available with 2 m cable or M12 4-poles rotatable connector.

S62 series is the first choice when looking for a photoelectric sensor with the best price / performance ratio in a compact standard case.




HIGHLIGHTS

- High-resolution sensors with **LED** or **LASER** emission
- High installation flexibility
- Background suppression, retroreflex polarized and diffuse proximity Laser versions
- **Vac/dc** multivoltage version
- Sensitivity/distance adjustment trimmer
- **Cable** or **M12 rotatable connector**
- PNP, NPN, PNP/NPN or SPDT Relay output

APPLICATIONS

Ceramics



Transportation lines



Beverage & Bottling

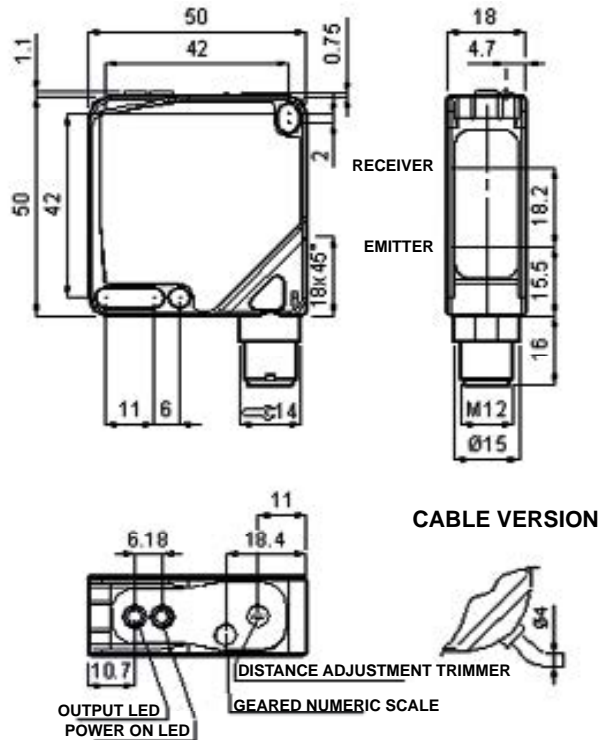


Packaging lines

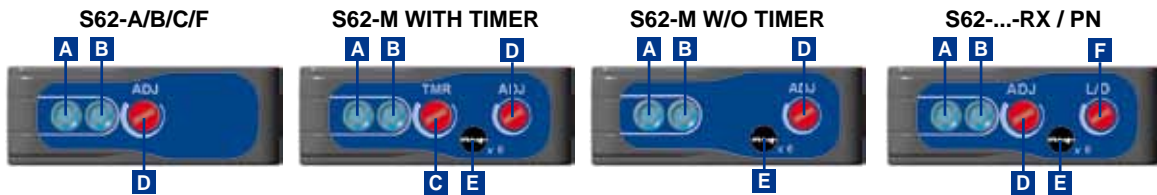


The background suppression proximity can set very precisely the limit over which the object is not detected, with minimum differences also between objects with material or colour differences. The threshold switching adjustment is easier and more precise thanks to the multiturn mechanical trimmer and the gear numeric scale. The polarised retroreflex, thanks to high-polarisation optic filters, detects very reflective objects even with mirror surfaces, that however do not rotate the polarisation plane of the reflected light, like the prismatic reflector.

DIMENSIONS

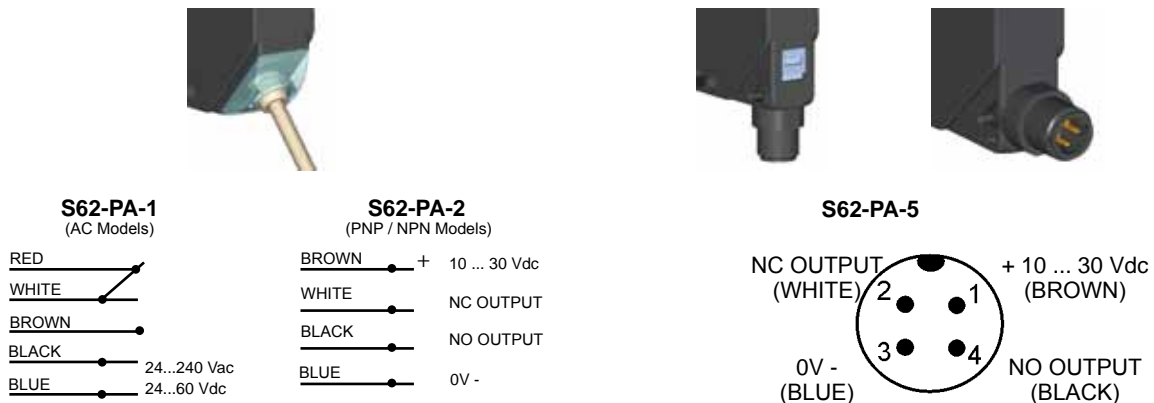


INDICATORS AND SETTINGS



- A** Output status LED
- B** Stability LED or Power ON LED (laser vers.)
- C** Timer adjustment trimmer
- D** Distance adjustment trimmer
- E** Geared numeric scale
- F** Light / Dark selection trimmer

CONNECTIONS



TECHNICAL DATA

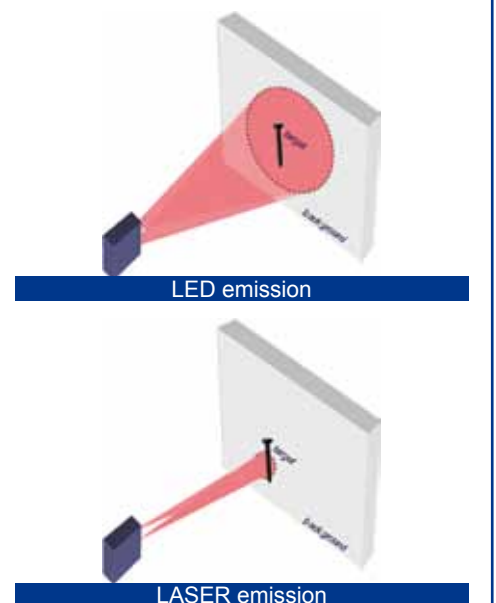
	S62-PA-2/5 LED/LASER Vdc	S62-PA-1 LED Vac/dc
Power supply	10 ... 30 Vdc	24...240 Vac/ 24...60 Vcc
Ripple	≤ 2 Vpp	10% max
Current Consumption	<30 mA	< 3 VA
Output current	≤ 100 mA (overload and overvoltage protection)	2A max (resist load)
Saturation voltage	≤ 2 V	-
Emission type	RED(640nm)(S62...A/B/C/G)	
Dielectric strength	500 Vac 1 min., between electronics and housing	
Insulation resistance	>20 MΩ 500 Vdc, between electronics and housing	
Mechanical protection	IP67	
Ambient light rejection	According to EN 60947-5-2	
Vibrations	0.5 mm amplitude, 10 ... 55 Hz frequency, for each axis (EN60068-2-6)	
Shock resistance	11ms (30G) 6 shock for every axis (EN60068-2-27)	
Housing	ABS	
Indicators	OUTPUT LED (yellow)/STABILITY LED(green)	
	S62...G (emitter): POWER LED(green)	
Adjustment	Sensitivity adjustment trimmer	
	Mono-turn light/dark trimmer(S62...RX/PN)	
Timing function	0...1 s (DELAY off)	
Connection	Cable vers.: 2 m Ø 4 mm	
	Cable vers.: 2 m Ø 5 mm (AC version)z	
	Connector vers.: M12 4-pole connector	
Lens material	PMMA window, polycarbonate lens	
Weight	40 g max mod. M12	
	90 g max mod. cable	
Operating temperature	-10...+55°C	
Storage temperature	-20...+70°C	
UL requirements	VDC models: they are intended to be connected to a Class 2 transformer or class 2 power supply. VAC models: these devices shall be connected to a powersupply or system,including filters or air-gaps, of overvoltage category II ("load level – secondary circuit of a protected utility transformer"), suitable to control over-voltages at the maximum "rated impulse withstand voltage peak of 1.2KV and with a short-circuit power limit at max 500VA.	

EMISSION TYPE

The very low black/white difference of background suppression sensors allows to detect a dark-coloured target presence, or absence, even onto a light-coloured very reflective background. However, if the target is much smaller than the light spot and smaller than the background area, the detection can be critical either for the low resolution and for the 'cross-eyed effect' (excessive light reflected by the background).

The narrow collimated light beam of the **S62** LASER background suppression sensor is the right solution able to offer the requested resolution and avoid the cross-eyed effect, thus permitting the detection of the smallest objects or their minimal movements, even in presence of large and reflective background area. The LASER polarised retroreflex sensor of the **S62** series, as well as increasing the maximum operating distance, offers the improvement of the detection resolution thanks to the smaller dimensions of the light beam respect to the LED emission beam.

Basically, the minimum detectable dimension corresponds to the emission beam diameter at the detection distance. The maximum resolution can be obtained only with micropismatic reflectors (0.8 mm microcubes), such as the small **R8** suitable for short distances up to 2 m, or the **R7** and **R20** models for distance up to 22 m.



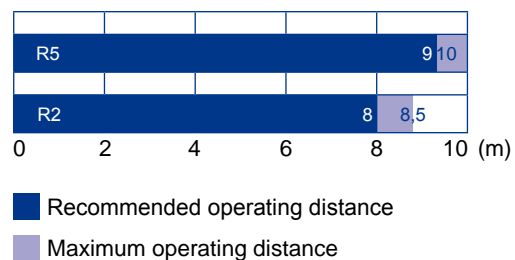
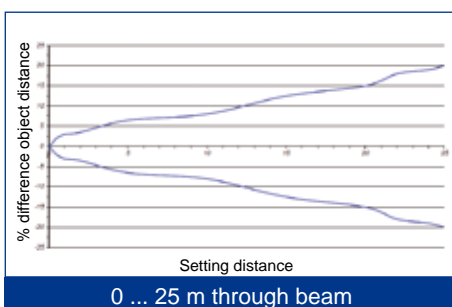
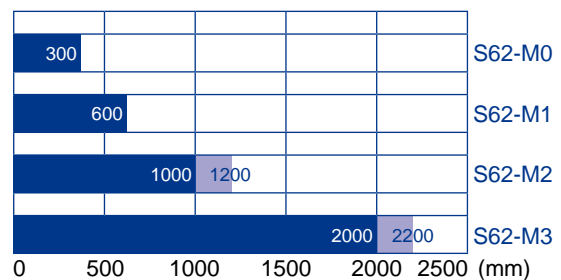
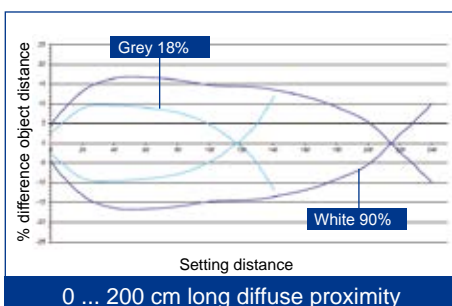

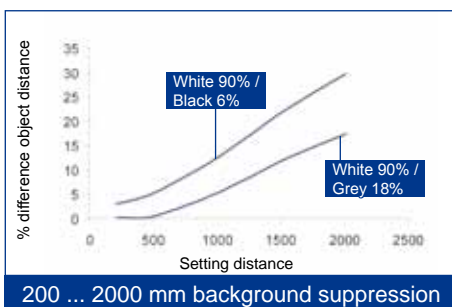
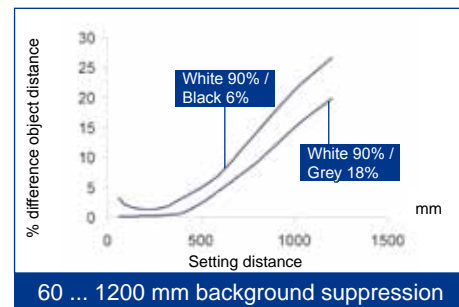
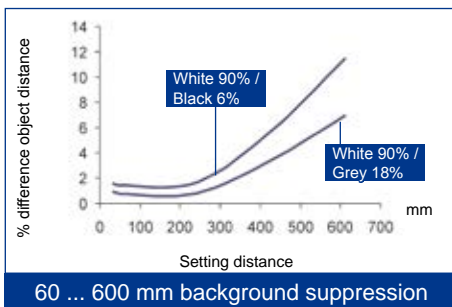
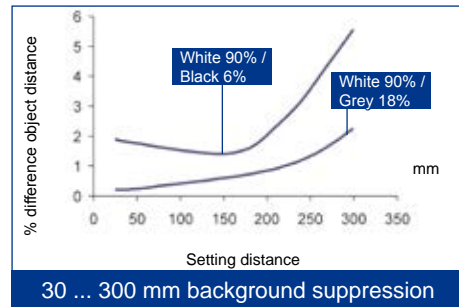
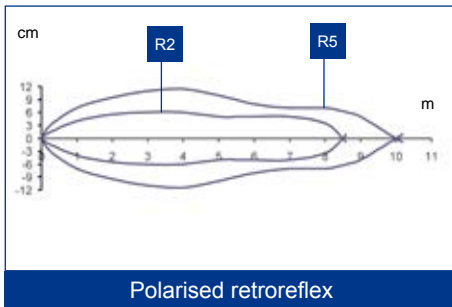
TECHNICAL DATA OF MODELS WITH LED EMISSION

OPTIC FUNCTION	EMISSION	OPERATING DISTANCE	CONNECTION	SETTING	OUTPUT	SWITCH FREQUENCY	RESPONSE TIME			
non-polarised retroflex	LED red (640nm)	0,1 ... 13m	Vac cable	mono-turn light/dark trimmer	relay	20 Hz	25 ms			
			cable	sensitivity trimmer (mono turn)	PNP/NPN*	1 kHz	500 µs			
			connector M12		PNP/NPN*					
polarised retroflex	LED red (640nm)	0,1 ... 8m (on R2 reflector)	Vac cable	mono-turn light/dark trimmer	relay	20 Hz	25 ms			
			cable	sensitivity trimmer (mono-turn)	PNP	1 kHz	500 µs			
			connector M12		PNP/NPN*					
					PNP					
NPN										
PNP/NPN*										
diffuse proximity	LED red (640nm)	0 ... 90cm (S62-...-C01)	Vac cable	mono-turn light/dark trimmer	relay	20 Hz	25 ms			
			cable	sensitivity trimmer (mono-turn)	PNP/NPN*					
			connector M12		PNP					
		NPN								
		0 ... 200cm (S62-...-C11)	Vac cable	mono-turn light/dark trimmer	relay			1 kHz	500 µs	
			cable	sensitivity trimmer (mono turn)	PNP/NPN*					
	connector M12		PNP							
		NPN								
	0 ... 200cm (S62-...-C11)	Vac cable	mono-turn light/dark trimmer	relay	1 kHz	500 µs				
		cable	sensitivity trimmer (mono turn)	PNP/NPN*						
		connector M12		PNP						
	NPN									
0 ... 200cm (S62-...-C11)	Vac cable	mono-turn light/dark trimmer	relay	1 kHz			500 µs			
	cable	sensitivity trimmer (mono turn)	PNP/NPN*							
	connector M12		PNP							
NPN										
through beam receiver	(receiver)	0 ... 25m	Vac cable		mono-turn light/dark trimmer	relay		20 Hz	25 ms	
			cable		sensitivity trimmer (mono turn)	PNP/NPN*		500 Hz	1 ms	
			connector M12	PNP						
				NPN						
			0 ... 25m	Vac cable	mono-turn light/dark trimmer	relay	500 Hz			1 ms
				cable	sensitivity trimmer (mono turn)	PNP/NPN*				
connector M12	PNP									
	NPN									
0 ... 25m	Vac cable	mono-turn light/dark trimmer	relay	500 Hz	1 ms					
	cable	sensitivity trimmer (mono turn)	PNP/NPN*							
	connector M12		PNP							
NPN										
background suppression	LED red (640nm)	30 ... 300mm (S62-...-M01)	cable			multidistance adjustment trimmer	PNP/NPN*	1 kHz	500 µs	
			connector M12				PNP			
				PNP/NPN*						
		60 ... 600mm (S62-...-M1x)	cable	multidistance adjustment trimmer	PNP					
			connector M12		PNP/NPN*					
					NPN					
	60 ... 1200mm (S62-...-M21)	cable	multidistance adjustment trimmer	PNP	500 Hz	1 ms				
		connector M12		PNP						
				NPN						
	200 ... 2000mm (S62-...-M3x)	cable	multidistance adjustment trimmer	PNP			330 Hz	1,5 ms		
		connector M12		PNP						
				NPN						
200 ... 2000mm (S62-...-M3x)	cable	multidistance adjustment trimmer	PNP	330 Hz	1,5 ms					
	connector M12		PNP							
			NPN							

* L / D Selection trimmer



DETECTION DIAGRAMS OF MODELS WITH LED EMISSION



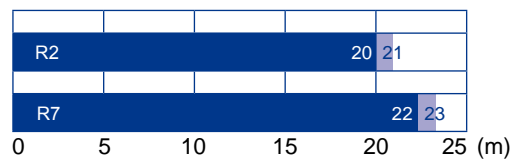


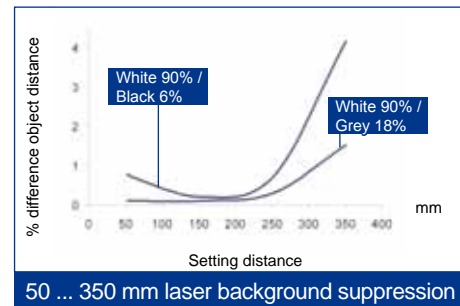
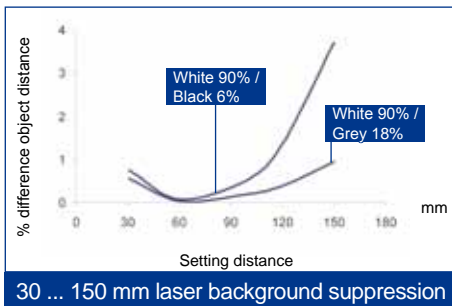
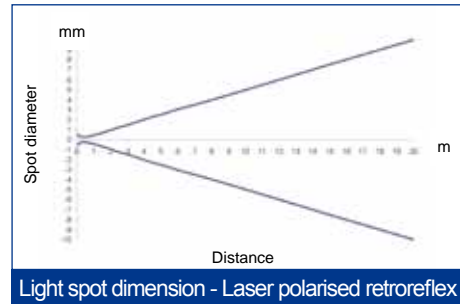
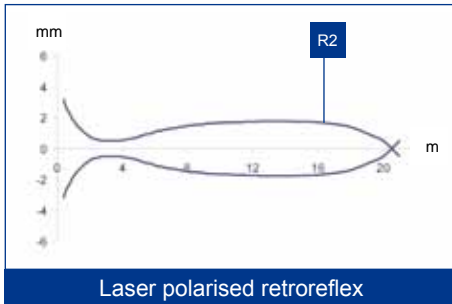
TECHNICAL DATA OF MODELS WITH LASER EMISSION

RED LASER ($\lambda=645\dots665\text{nm}$); Class 2 EN 60825-1, Class II CDRH 21 CFR PART 1040.10.
Pulsed emission: pot. max $\leq 5\text{mW}$; pulse duration = $5\mu\text{s}$; frequency max = 32KHz

OPTIC FUNCTION	EMISSION	OPERATING DISTANCE	CONNECTION	SETTING	OUTPUT	SWITCH FREQUENCY	RESPONSE TIME
polarised retroflex	LASER	0,3 ... 20 m (on R2 reflector)	connector M12	sensitivity trimmer (mono-turn)	PNP	2,5k Hz	200 μs
					NPN		
diffuse proximity	LASER	0 ... 90 cm	cable	sensitivity trimmer (mono turn)	PNP	1k Hz	500 μs
			connector M12		NPN		
background suppression	LASER	30 ... 150 mm (S62-...-M01)	connector M12	4 turn distance trimmer	PNP	3,5k Hz	140 μs
		50 ... 350 mm (S62-...-M11)		6 turn distance trimmer	PNP		
					NPN		



DETECTION DIAGRAMS OF MODELS WITH LASER EMISSION



Reflector operating distances (m)				
R1	R2	R6	R7 / R20	R8
0.3 ... 16	0.3 ... 20	0.4 ... 22	0.3 ... 22	0.2 ... 2

The use of the RT3970 reflecting tape is suggested.

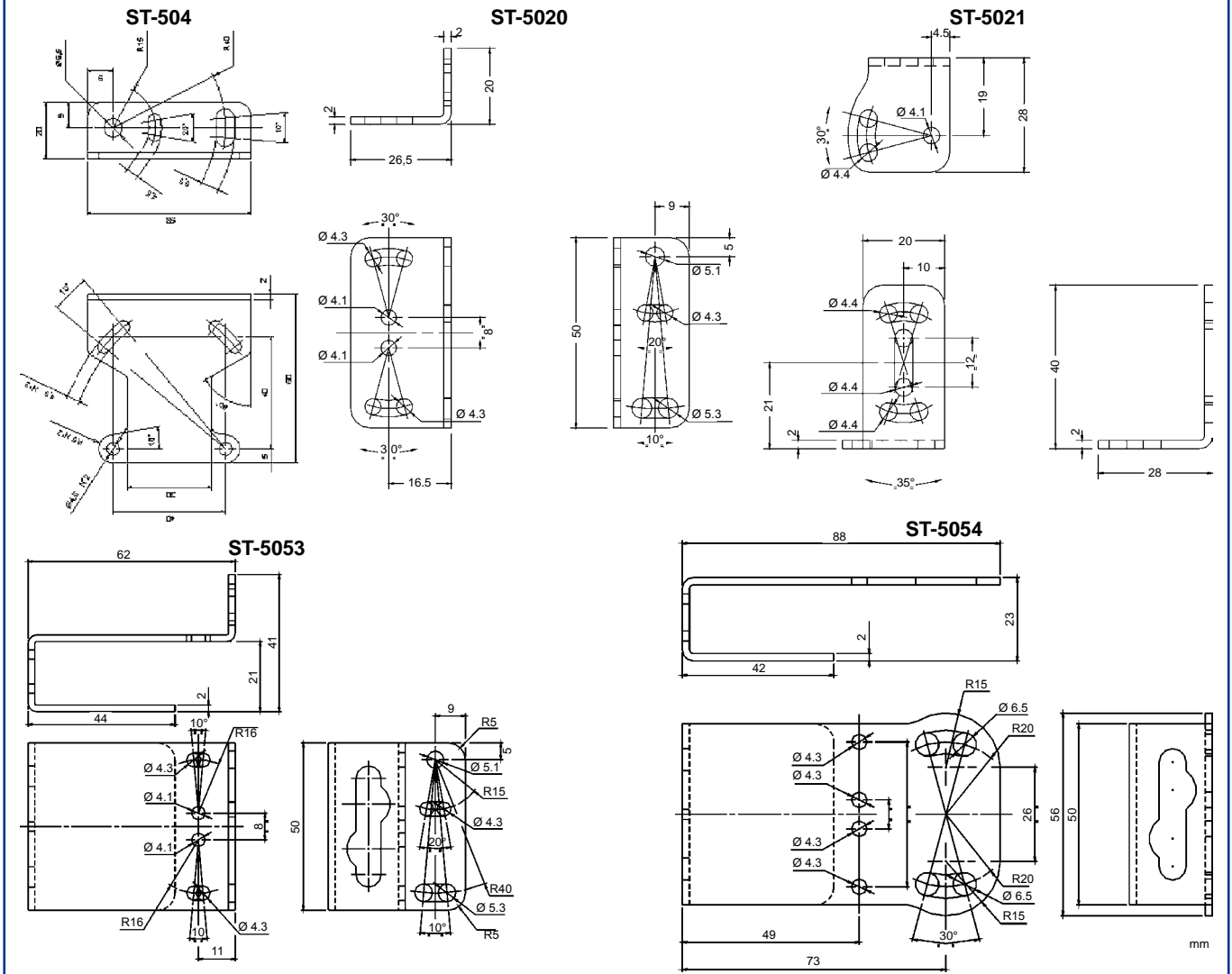
■ Recommended operating distance
■ Maximum operating distance

MODEL SELECTION AND ORDER INFORMATION

OPTIC FUNCTION	EMISSION	CONNECTION	SETTING	OUTPUT	MODEL	ORDER NO.	
non-polarised retroflex	LED red (640nm)	Vac cable	mono-turn light/dark trimmer	relay	S62-PA-1-A01-RX	956211180	
		cable	sensitivity trimmer (mono turn)	PNP/NPN*	S62-PA-2-A01-PN	956211240	
		connector M12		PNP/NPN*	S62-PA-5-A01-PN	956211310	
polarised retroflex	LED red (640nm)	Vac cable	mono-turn light/dark trimmer	relay	S62-PA-1-B01-RX	956211190	
		cable	sensitivity trimmer (mono-turn)	PNP	S62-PA-2-B01-PP	956211010	
		connector M12		PNP/NPN*	S62-PA-2-B01-PN	956211250	
				PNP	S62-PA-5-B01-PP	956211110	
	LASER	connector M12		NPN	S62-PA-5-B01-NN	956211020	
			PNP/NPN*	S62-PA-5-B01-PN	956211320		
		connector M12	PNP	S62-PL-5-B01-PP	956211110		
			NPN	S62-PL-5-B01-NN	956211100		
diffuse proximity (0...90 cm)	LED red (640nm)	Vac cable	mono-turn light/dark trimmer	relay	S62-PA-1-C01-RX	956211200	
		cable	sensitivity trimmer (mono-turn)	PNP/NPN*	S62-PA-2-C01-PN	956211260	
		connector M12		PNP	S62-PA-2-C01-PP	956211380	
				NPN	S62-PA-2-C01-NN	956211420	
		connector M12	PNP/NPN*	S62-PA-5-C01-PN	956211330		
			PNP	S62-PA-5-C01-PP	956211460		
			NPN	S62-PA-5-C01-NN	956211500		
Vac cable	mono-turn light/dark trimmer		relay	S62-PA-1-C11-RX	956211210		
diffuse proximity (0...200 cm)	LED red (640nm)	cable	sensitivity trimmer (mono turn)	PNP/NPN*	S62-PA-2-C11-PN	956211270	
		connector M12		PNP	S62-PA-2-C11-PP	956211390	
				NPN	S62-PA-2-C11-NN	956211430	
		connector M12		PNP/NPN*	S62-PA-5-C11-PN	956211340	
			PNP	S62-PA-5-C11-PP	956211470		
			NPN	S62-PA-5-C11-NN	956211510		
		Vac cable	mono-turn light/dark trimmer	relay	S62-PA-1-C11-RX	956211210	
diffuse proximity (0...90 cm)	LASER	cable	sensitivity trimmer (mono turn)	PNP	S62-PL-2-C01-PP	956211400	
		connector M12		NPN	S62-PL-2-C01-NN	956211440	
				PNP	S62-PL-5-C01-PP	956211480	
		connector M12	NPN	S62-PL-5-C01-NN	956211520		
			Vac cable	mono-turn light/dark trimmer	relay	S62-PA-1-F01-RX	956211220
			cable	sensitivity trimmer (mono turn)	PNP/NPN*	S62-PA-2-F01-PN	956211290
connector M12	PNP	S62-PA-2-F01-PP	956211410				
	NPN	S62-PA-2-F01-NN	956211450				
connector M12	PNP/NPN*	S62-PA-5-F01-PN	956211360				
through beam receiver	(receiver)	connector M12	PNP	S62-PA-5-F01-PP	956211490		
			NPN	S62-PA-5-F01-NN	956211530		
		Vac cable	mono-turn light/dark trimmer	relay	S62-PA-1-G00-XX	956211230	
		cable	sensitivity trimmer (mono turn)	Test + Test -	S62-PA-2-G00-XG	956211300	
		connector M12		Test + Test -	S62-PA-5-G00-XG	956211370	
background suppression (30...300 mm)	LED red (640nm)	cable	multidistance adjustment trimmer	PNP	S62-PA-2-M01-PP	956201841	
				PNP/NPN*	S62-PA-2-M01-PN	956211280	
				PNP/NPN*	S62-PA-5-M01-PN	956211350	
		connector M12	timer adjustment trimmer	PNP	S62-PA-5-M01-PP	956201831	
				NPN	S62-PA-5-M01-NN	956201811	
				PNP	S62-PA-5-M05-PP	956201821	
background suppression (60...600 mm)	LED red (640nm)	cable	multidistance adjustment trimmer	NPN	S62-PA-5-M05-NN	956201801	
				PNP	S62-PA-2-M11-PP	956201891	
		connector M12	timer adjustment trimmer	PNP	S62-PA-5-M11-PP	956201881	
				NPN	S62-PA-5-M11-NN	956201861	
				PNP	S62-PA-5-M15-PP	956201871	
background suppression (60...1200 mm)	LED infrared (880nm)	cable	multidistance adjustment trimmer	NPN	S62-PA-5-M15-NN	956201851	
				PNP	S62-PA-2-M21-PP	956201940	
				PNP	S62-PA-5-M21-PP	956201900	
		connector M12	timer adjustment trimmer	NPN	S62-PA-5-M21-NN	956201910	
				PNP	S62-PA-5-M25-PP	956201920	
				NPN	S62-PA-5-M25-NN	956201930	
background suppression (200...2000 mm)	LED infrared (880nm)	cable	multidistance adjustment trimmer	PNP	S62-PA-2-M31-PP	956211050	
				PNP	S62-PA-5-M31-PP	956211070	
		connector M12	timer adjustment trimmer	NPN	S62-PA-5-M31-NN	956211060	
				PNP	S62-PA-5-M35-PP	956211090	
				NPN	S62-PA-5-M35-NN	956211080	
background suppression (30...150 mm)	LASER	connector M12	4 turn distance trimmer	PNP	S62-PL-5-M01-PP	956211130	
				NPN	S62-PL-5-M01-NN	956211120	
background suppression (50...350 mm)	LASER	connector M12	6 turn distance trimmer	PNP	S62-PL-5-M11-PP	956211150	
				NPN	S62-PL-5-M11-NN	956211140	

* L / D Selection trimmer

ACCESSORIES



Joint-62: as ST-5054 with jointed support

ACCESSORY SELECTION AND ORDER INFORMATION

DESCRIPTION	MODEL	ORDER N°
Ø 23 mm prismatic reflector with Ø 31 mm support	R1	S940700023
Ø 48 mm prismatic reflector with Ø 63 mm support	R2	S940700048
36 x 55 mm prismatic reflector with 40.5 x 60 mm support	R6	95A151350
38 x 40 mm microprism reflector with 51 x 60.7 mm support	R7	95A151360
9.7 x 19 mm microprism reflector with 13.8 x 23 mm support	R8	95A151370
Ø 48 mm prismatic reflector with Ø 63 mm support	R20	95A151090
protection bracket with jointed support	JOINT-S62	95ACC2430
fixing bracket	ST-504	95ACC2820
fixing bracket	ST-5020	95ACC5330
fixing bracket	ST-5021	95ACC5340
protection bracket	ST-5053	95ACC2410
protection bracket	ST-5054	95ACC2420



The company endeavours to continuously improve and renew its products; for this reason the technical data and contents of this catalogue may undergo variations without prior notice. For correct installation and use, the company can guarantee only the data indicated in the instruction manual supplied with the products.