



FM series

Inductive sensors with full metal housing



Inductive sensors with full metal housing

features

- Complete range of full metal inductive sensors
- AISI316L housing



web contents



- Application notes
- Photos
- Catalogue / Manuals



code description

	FM	M	6	/	A	P	-	3	H	
series	FM	Full metal housing inductive sensors								
housing diameter	E	M8 housing								
	M	M12 housing								
	K	M18 housing								
	T	M30 housing								
housing	S	Miniaturized housing								
	6	Short housing								
output state	A	NO output								
	B	NO+NC output								
	C	NC output								
output logic	P	PNP logic								
	N	NPN logic								
connect.	3	Shielded – Enhanced distance								
	H	M12 plug cable exit								
	F	M8 plug cable exit								

available models





diameter	installation	distance	connection	distance (mm)	PNP NO	NPN NO	PNP NC	NPN NC
M8	shielded	Enhanced	M8	2 mm	FMES/AP-3F	FMES/AN-3F	FMES/CP-3F	FMES/CN-3F
M12			M12	3 mm	FMM6/AP-3H	FMM6/AN-3H	FMM6/CP-3H	FMM6/CN-3H

diameter	installation	distance	connection	distance (mm)	PNP NO	NPN NO	PNP NO+NC	NPN NO+NC
M18	shielded	Enhanced	M12	5 mm	-	-	FMK6/BP-3H	FMK6/BN-3H
M30				10 mm	-	-	FMT6/BP-3H	FMT6/BN-3H

correction factors

code	steel FE 360	copper	aluminium	brass	stainless steel
FMES	1	0	0	0	0,3
FMM6	1	0	0	0,1	0,53
FMK6	1	0	0,13	0,27	0,7
FMT6	1	0	0	0,1	0,67



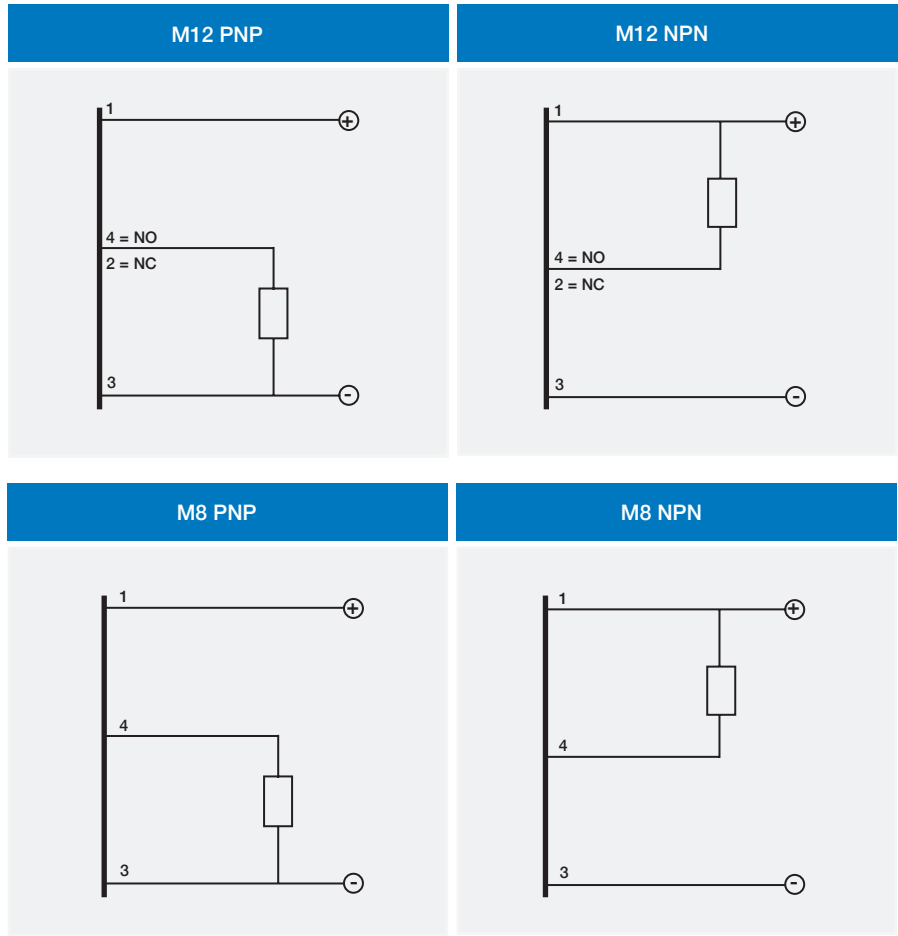
	FMES	FMM6	FMK6	FMT6
				
diameter	M8	M12	M18	M30
nominal sensing distance sn	2 mm	3 mm	5 mm	10 mm
head thickness	0.25 mm	0.50 mm		1 mm
impact resistance	IK05		IK08	IK10
pressure resistance	80 bar			
operating distance	0...1.62 mm	0...2.43 mm	0...4 mm	0...8.1 mm
hysteresis	1 ... 20%			
standard target	8X8 mm FE360	12X12 mm FE360	18X18 mm FE360	30X30 mm FE360
repeat accuracy	5% Ub 20-30V Ta=23°C±5°C5%			
supply voltage range	10 ... 30 Vcc/Vdc			
max. ripple content	≤ 10%			
output current	≤ 200 mA			
output voltage drop	≤ 1.5V @ 200 mA			
logic output	PNP or NPN - NO or NC or NO+NC			
correction factor	see table			
no load supply current	≤ 10 mA			
leakage current	10 µA			
switching frequency	250 Hz	200 Hz	100 Hz	80 Hz
time delay before availability	≤ 50 ms			
ambient temperature range	-25° ... +70°C			
temperature drift of Sr	10% Sr			
short circuit protection	●			
voltage reversal protection	●			
induction protection	●			
LED indicators	yellow (output state)			
protection degree	IP 67 ⁽¹⁾ / IP 68 / IP 69K			
EMC protection	in conformity with the EMC Directive, according to IEC 60947-5-2			
shocks and vibrations	IEC 60947-5-2			
housing material	AISI 316L			
sensing face	AISI 316L			
connection	M8 plug cable exit	M12 plug cable exit		



electrical diagrams of connections

3 wires versions

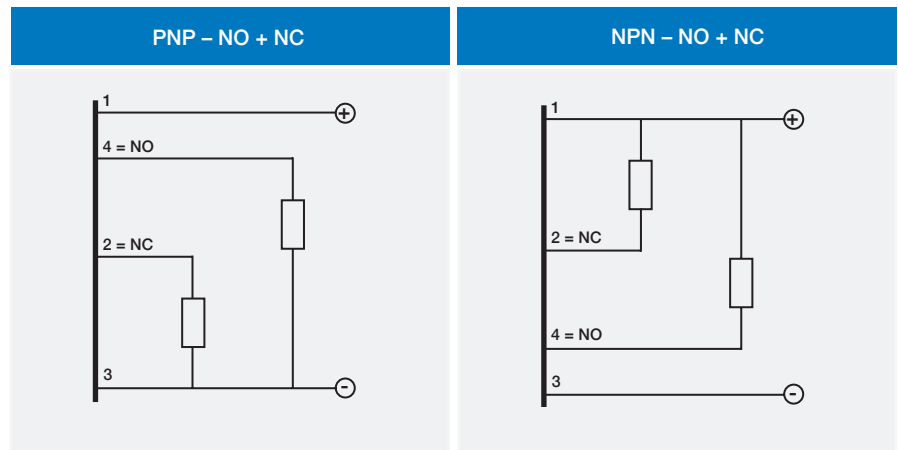
Inductive sensors with full metal housing



- BN** brown
- BU** blue
- BK** black
- WH** white

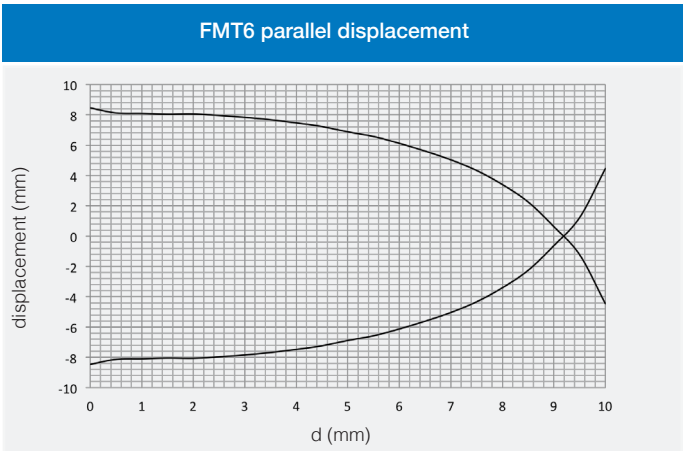
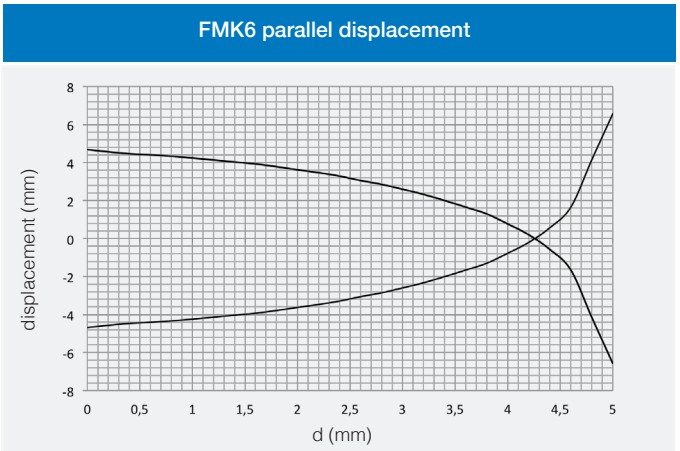
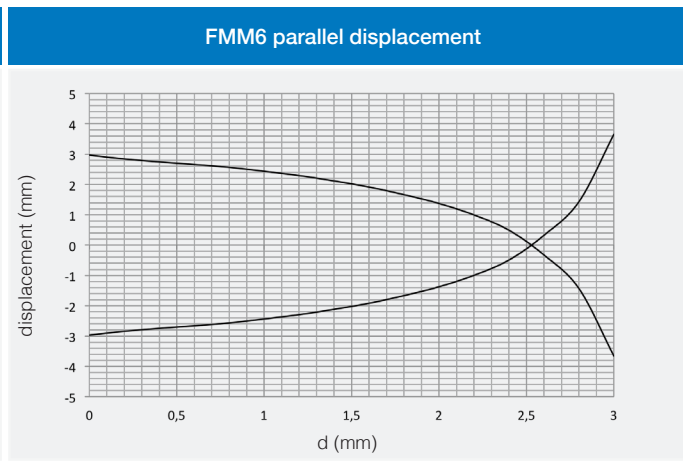
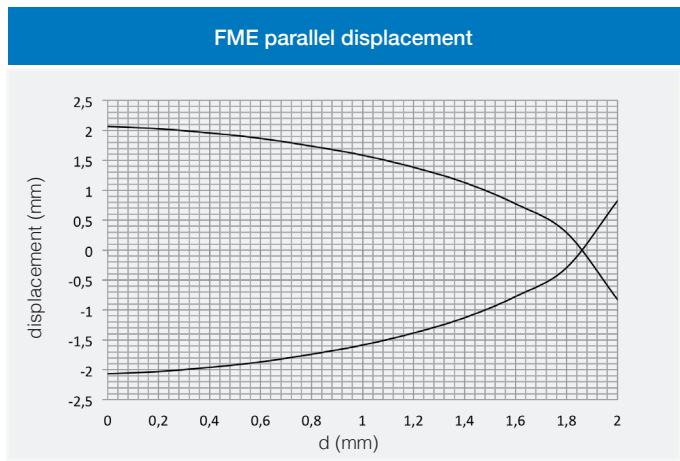
electrical diagrams of connections

complementary outputs

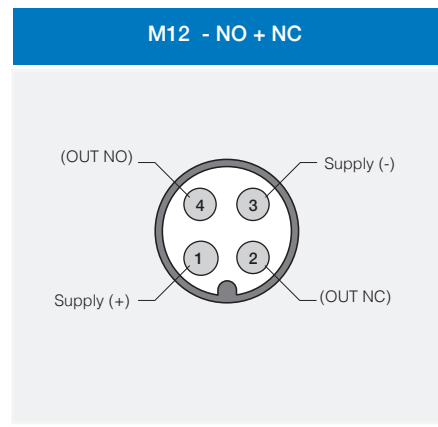
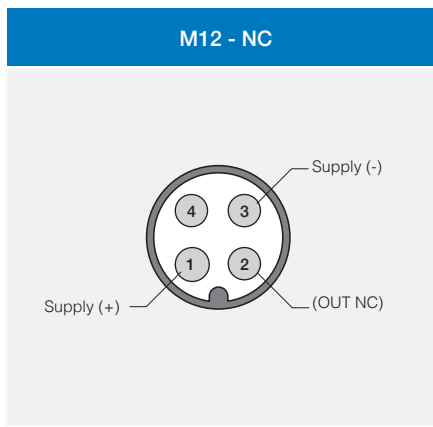
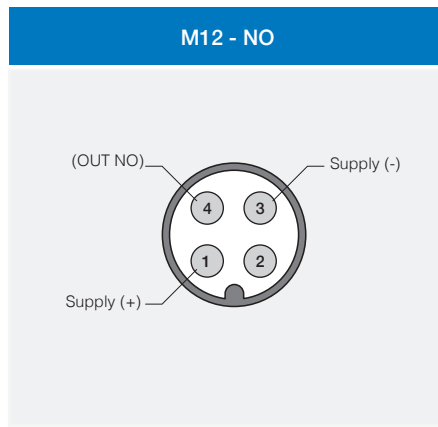
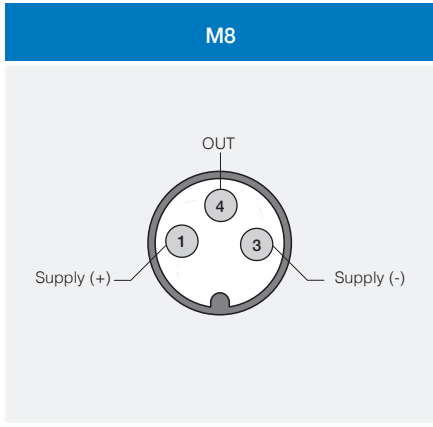


- BN** brown
- BU** blue
- BK** black
- WH** white

response diagram



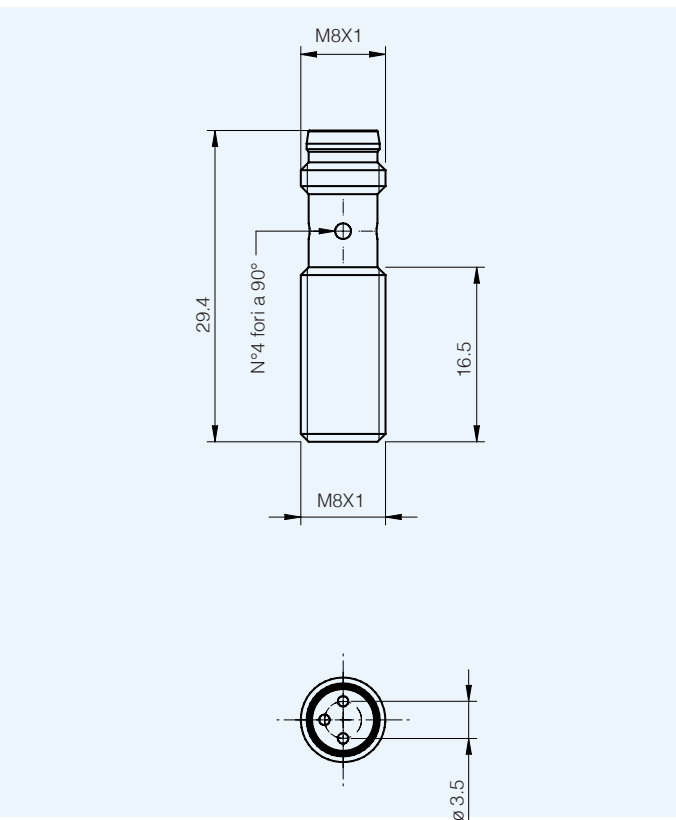
plug



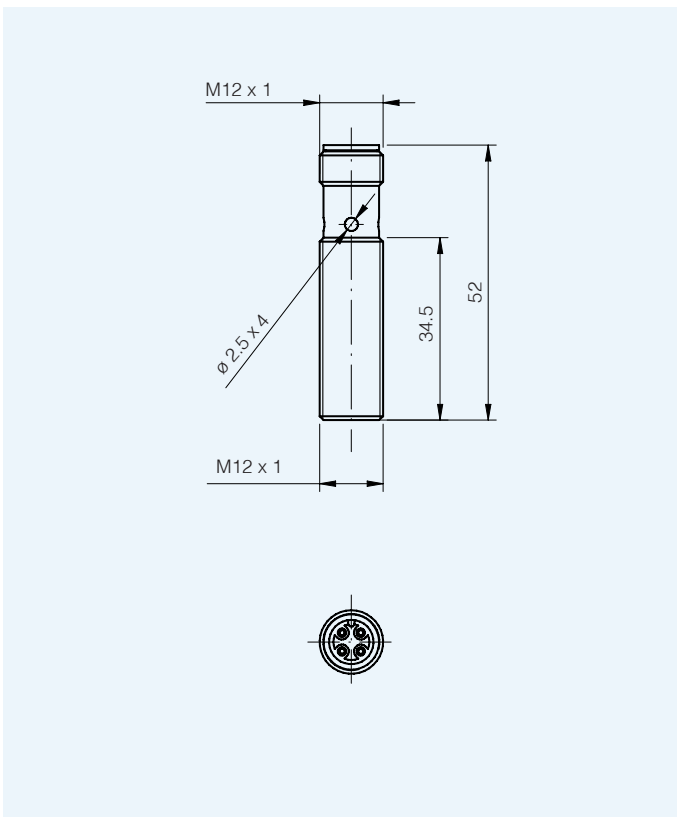


Inductive sensors with full metal housing

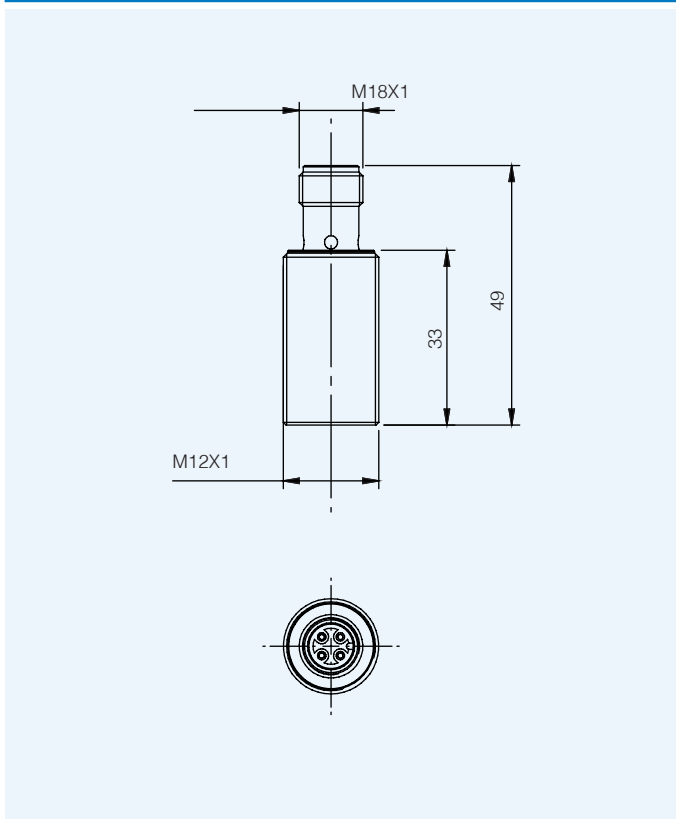
FMES/**-3F



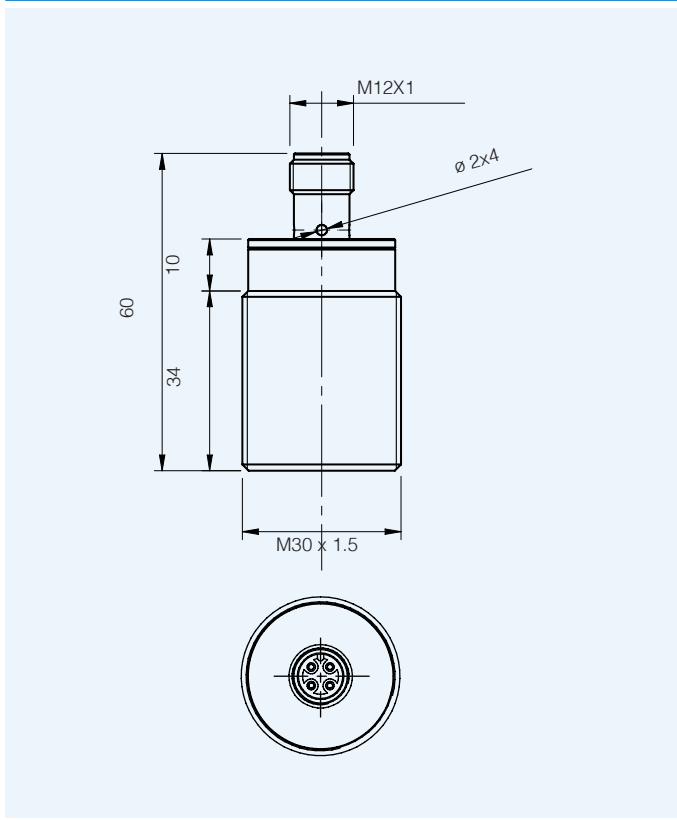
FMM6/**-3H



FMK6/**-3H



FMT6/**-3H

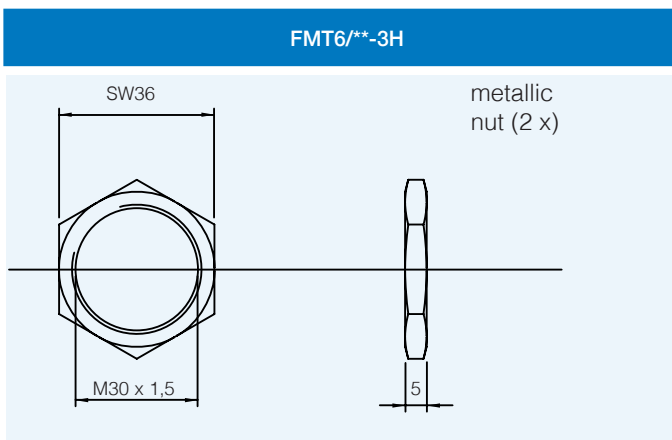
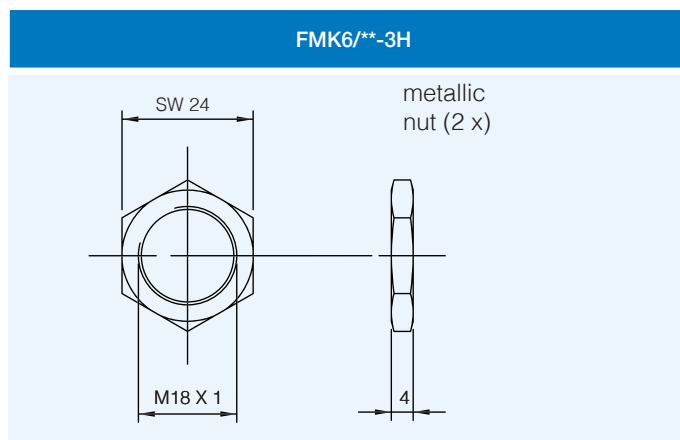
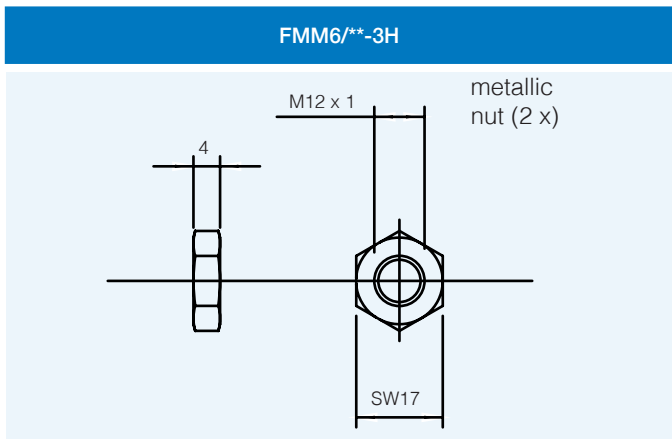
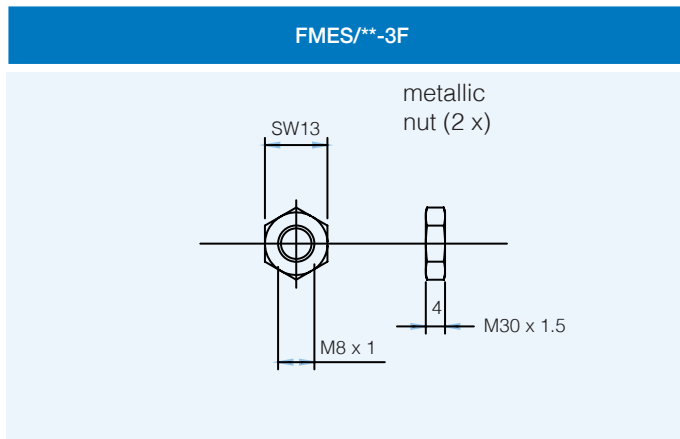


dimensions (mm)

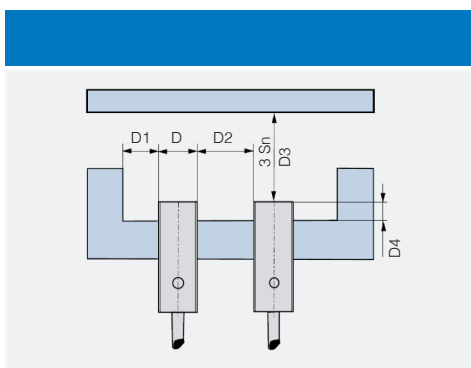
accessories included in all models



Inductive sensors with full metal housing



installation



code	D4	D1	D2	D3
FMES	≥ 0 mm	≥ 2 mm	≥ 8 mm	≥ 6 mm
FMM6	≥ 0 mm	≥ 6 mm	≥ 12 mm	≥ 9 mm
FMK6	≥ 0 mm	≥ 9 mm	≥ 18 mm	≥ 15 mm
FMT6	≥ 0 mm	≥ 15 mm	≥ 30 mm	≥ 30 mm



Inductive sensors with full metal housing

20 horizontal light blue lines for taking notes.